

# Exports to: GERMANY

## KEY FIGURES (2022)




**46,300**  
French businesses  
exported  
to Germany (2021)



**€80.5 billion**  
in French goods  
exports to Germany



**+15%**  
growth rate  
of sales of  
pharmaceutical  
products



**14%**  
of all French exports



**#1**  
customer  
for French exports

## FRENCH EXPORTS TO GERMANY

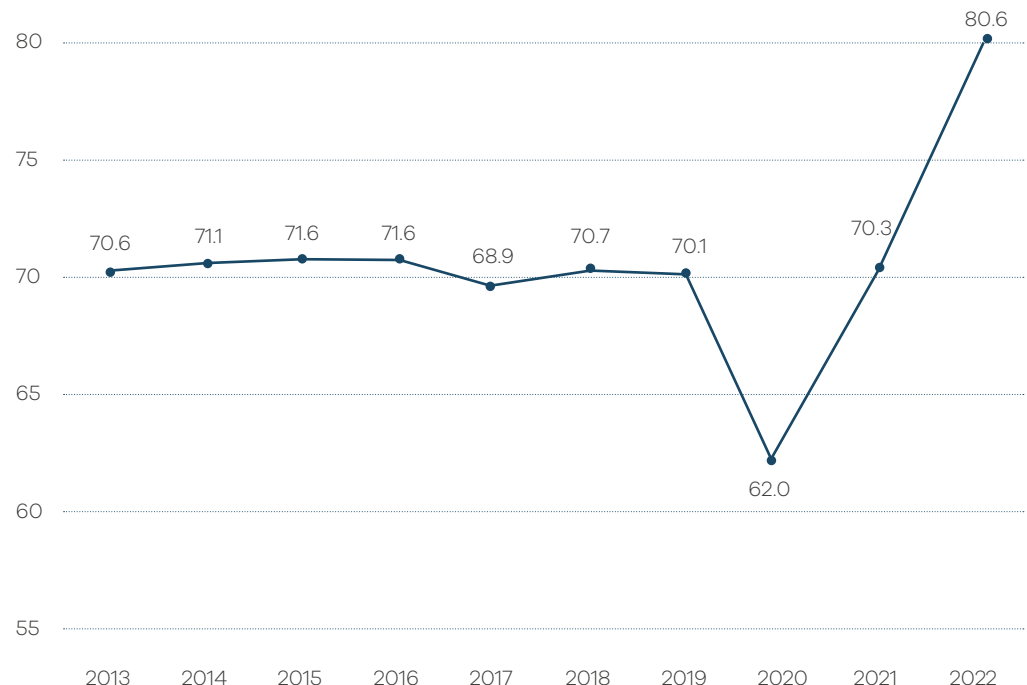
In 2022, Germany remained the leading destination market for French goods exports. Some 46,300 businesses exported to Germany from France, amounting to €80.5 billion, or nearly 14% of French exports.

For the second consecutive year and in a context of sharply rising prices, growth in French goods exports was sustained in 2022 (+19%), reaching a record level of €584 billion. Although the growth rate in sales from France to Germany (+15%) was lower than the average for all European Union Member States (+19%), the amounts exported across the Rhine have never been so high.

All sectors are experiencing an increase in their level of exports, with amounts exported exceeding those of 2019, except for transport equipment, despite the increase in sales. Many sectors were particularly dynamic: metal products (+25%), machinery and equipment, and chemicals, perfumes and cosmetics (+17% each).

In 2022, France accounted for 4.7% of global imports from Germany. This level is significantly superior to the market share of France in global goods exports (2.4%). France was the sixth largest supplier to Germany by sales revenues in 2022, after China, the Netherlands, the United States, Poland and Italy.

Fig.1. FRENCH EXPORTS TO GERMANY (€ BILLION)



Source: French Customs Authorities, gross figures, FOB, excluding military equipment

## BREAKDOWN BY SECTOR OF FRENCH EXPORTS TO GERMANY

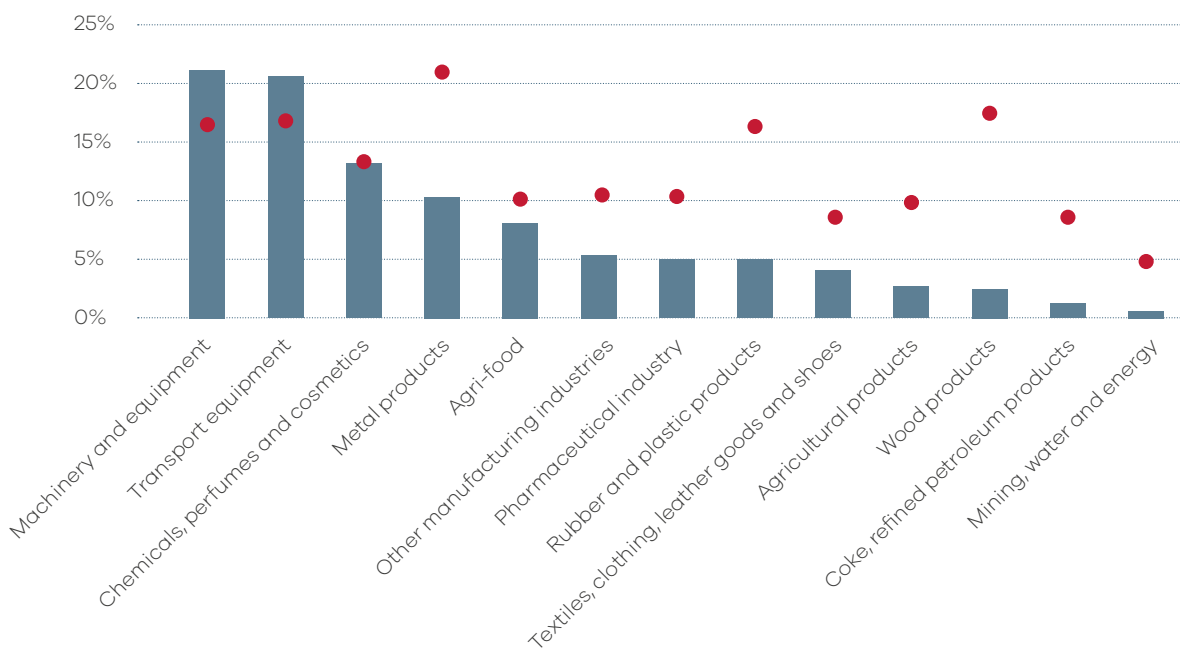
In 2022, the share of transport equipment, historically the leading export sector, moved into second place (21% of sales to Germany) after machinery and equipment (21.5%). This can be explained by more sustained growth in this sector (+17%) than in transport equipment (+6%) in 2022. Chemicals, perfumes and cosmetics were third, making up 13% of exports.

For the third consecutive year, the share of transport equipment in French exports to Germany fell, losing nearly seven percentage points in 2022 compared with

2019, in particular to the benefit of metal products and chemicals, perfumes and cosmetics (which gained 2.5 and one percentage point, respectively, over the same period).

Germany is a leading trading partner for France in most sectors; in particular, the country was the main client for the three main French export sectors of machinery and equipment (exports to Germany amounting to 16.5% of sales), transport equipment (16.7%) and chemicals, perfumes and cosmetics (13.5%).

Fig.2. BREAKDOWN BY SECTOR OF FRENCH EXPORTS TO GERMANY (2022)



■ Sector's share of all French exports to Germany

● Germany's share of total French exports in this sector

Source: French Customs Authorities, gross figures, FOB, excluding military equipment