


---

**KEY FIGURES**

---

**BILATERAL  
RELATIONS  
BETWEEN  
FRANCE AND  
JAPAN**

---



More than

**750**

Japanese businesses operate in France.

Source: Orbis



Japanese firms in France employ more than

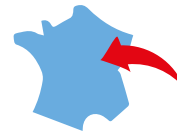
**100,800** people.

Source: Eurostat



Japan is the **leading** Asian investor country in France, both in terms of the number of investment projects and jobs created.

Source: Business France



In 2022, **41** job-creating investment projects were recorded from Japan in France.

Source: Business France



Japanese investments in France created more than

**1,100** jobs in 2022.

Source: Business France



**Eighty percent** of jobs resulting from Japanese investments were created in manufacturing activities.

Source: Business France



In 2022, France was the **leading** European host country for Japanese investment.

Source: Business France



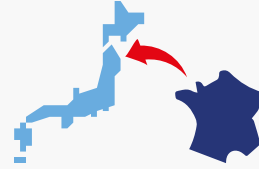
In 2022, Japan was the **second leading** country for creating jobs in the automotive sector in France.

Source: Business France



With the exception of the aerospace sector, French exports to Japan increased by **16.5%** in 2022.

*Source: French Customs Authorities*



French goods exports to Japan reached **€6.6 billion** in 2022.

*Source: French Customs Authorities*



Japan is France's third **largest customer** in Asia, accounting for 1.1% of all French exports.

*Source: French Customs Authorities*



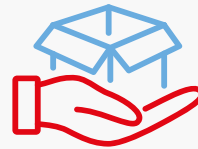
**10,500** businesses set up in France export to Japan.

*Source: French Customs Authorities*



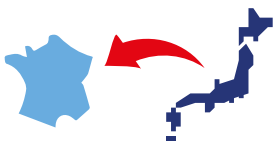
**33%** increase in exports from the chemicals, perfumes and cosmetics sector.

*Source: French Customs Authorities*



Japan accounted for **€10.1 billion** in French imports of goods in 2022.

*Source: French Customs Authorities*



Japan accounts for **1.3%** of all French goods imports.

*Source: French Customs Authorities*



Japan is France's **14th** largest supplier.

*Source: French Customs Authorities*

